
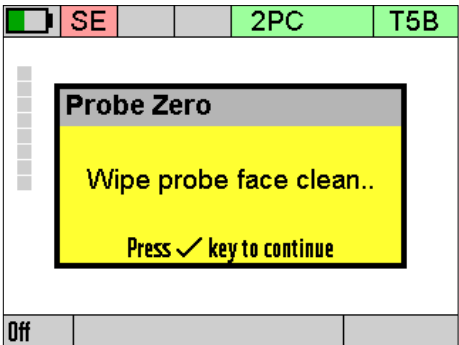
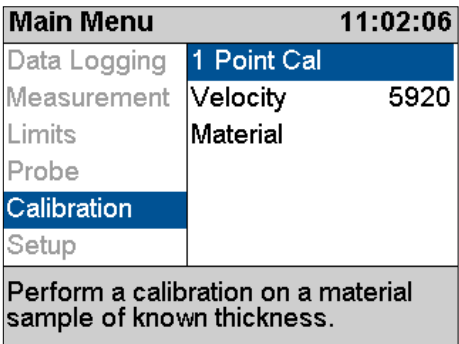
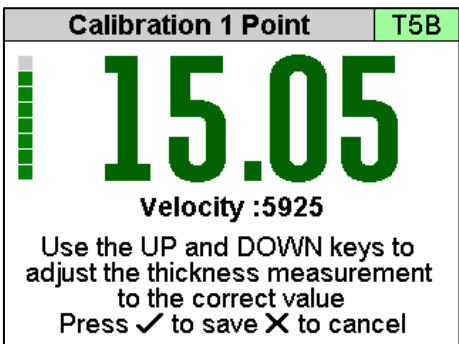


Setting the optimal gain for a new Twin Element Probe

When using a new Twin Element probe on a Cygnus thickness gauge you must perform a Single Point Calibration on the 15mm test block to set the optimum gain for the probe. You only need to do this once for each new probe. **This will ensure the Probe will measure to specification.**

Procedure

 <p>The gauge must have a firmware version of 5.20 or higher</p>	<p>Contact Cygnus if you need to update your gauge's firmware.</p>
<p>Connect the Twin Element Probe to the gauge and Zero the Probe as normal</p>	
<p>From the Menu select; Calibration – 1 Point Cal</p>	
<p>Measure the 15mm Test Block supplied with the gauge kit.</p> <p><i>The measurement value is not critical but should be between 14.8mm and 15.2mm.</i></p>	
<p>With the probe still measuring the test block press the green Tick/Ok key to save the Calibration</p> <p><i>The gauge will measure the optimal gain for the probe – the value will be displayed under the Calibration Saved message.</i></p> <p>The new probe is ready for use.</p>	